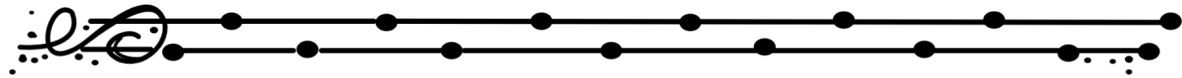




# FREEBIE


## Turkey Trouble by Wendi Silvano Sequencing Activity



Thank you for your download! This resource is part of my **FREE RESOURCE LIBRARY!** Make sure to sign up and gain access to more Free Resources for Special Ed!

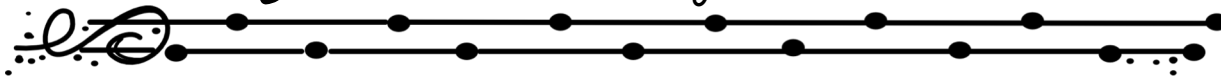
This Turkey Trouble Sequencing Activity was created to go along with the book Turkey Trouble by Wendi Silvano. To prepare, have students cut apart the animal pictures before reading the book. While you are reading the book to your students, have them glue the pictures of the Turkey's disguises in the correct order.

I hope you enjoy this quick sequencing activity! Click the links below to check out some of my other book companion activities!

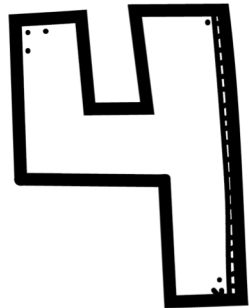

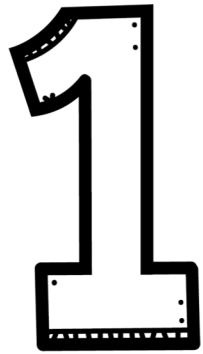


# Turkey Trouble *by Wendi Silvano*

Name \_\_\_\_\_




Directions: Listen to the book Turkey Trouble. Glue the pictures of the Turkey's disguises in the correct order.



**Directions:**

- 1. Cut out the pictures.**
- 2. Glue the pictures on the sequencing sheet in order as you listen to the book.**


**horse**



**rooster**



**pig**




**pizza guy**



**cow**




**sheep**




**Directions:**

1. Cut out the pictures.
2. Glue the pictures on the sequencing sheet in order as you listen to the book.


**horse**



**rooster**



**pig**




**pizza guy**



**cow**



**sheep**



Credits to the Very Talented TPT Sellers for fonts, clipart, borders, and graphics! Thank you!

Click the Buttons below to go to their TPT Stores and check out their amazing stuff!



Thank you!



# Turkey Trouble Sequencing Activity

Thank you!

Thank you so much for the download! I hope you find this resource useful! I love hearing your feedback!

## Terms of use

- All pages of this resource are copyrighted. You may not create anything to sell or share based on this resource.
- This resource is for one teacher use only. Please do not share with colleagues. If they like this resource, please send them to my blog:
- <https://missashleesclass.com/>
- You may show photos of this resource in action on social media posts. As long as credit is given back to me!
- Follow my store for more resources, freebies, and sales! All new resources are 20% the first 2 days!
- <https://www.teacherspayteachers.com/Store/Miss-Ashlees-Class>